

DAKIN HUMANE SOCIETY

Adoption Center Performance

Year End Animal Intake--All Animals (excluding wildlife and recent returns)

	2010	2011	2012	2013	2014	2015
Dogs	884	1085	1053	1318	1394	1231
Puppies	236	168	140	147	225	192
Cats	2228	2639	2209	2632	2333	2351
Kittens	1847	1718	1181	1281	1153	1177
Others	424	375	391	360	663	612
Total	5619	5985	4974	5738	5768	5563

Year End Animal Intake--Local Animals Only (excluding Dixies and recent returns)

	2010	2011	2012	2013	2014	2015
Dogs	682	1012	858	1072	1088	1001
Puppies	100	148	114	118	123	107
Cats	2228	2639	2209	2626	2321	2100
Kittens	1847	1718	1181	1281	1110	847
Others	424	375	391	360	663	617
Total	5281	5892	4753	5457	5305	4672

Year End Animal Intake--Returns within 30 Days

	2010	2011	2012	2013	2014	2015
Dogs	28	28	41	48	79	66
Puppies	4	4	4	6	8	9
Cats	72	77	71	122	113	120
Kittens	26	27	14	35	40	31
Others	4	5	18	13	14	8
Total	134	141	148	224	254	234
As % of Adoptions	4%	4%	4%	6%	6%	6%

DAKIN HUMANE SOCIETY

Year End Animal Outcome--Adoption

	2010	2011	2012	2013	2014	2015
Dogs	415	356	464	556	731	664
Puppies	161	89	88	116	182	155
Cats	1502	1591	1598	1889	1732	1779
Kittens	1374	1364	994	1096	1014	1046
Others	251	256	292	296	447	442
Total	3703	3656	3436	3953	4106	4086

Year End Animal Outcome--Returned to Guardian

	2010	2011	2012	2013	2014	2015
Dogs	65	142	80	104	129	108
Puppies	10	21	9	6	13	8
Cats	127	237	189	214	271	185
Kittens	30	16	27	34	58	21
Others	12	39	19	10	20	7
Total	244	455	324	368	491	329
% That Were Stray Reclaims	7%	5%	7%	11%	9%	9%

Year End Animal Outcome--Transferred to Other Agency

	2010	2011	2012	2013	2014	2015
Dogs	86	154	89	141	139	68
Puppies	19	19	10	15	15	11
Cats	26	112	14	33	18	21
Kittens	138	179	50	13	7	14
Others	93	61	47	31	125	85
Total	362	525	210	233	304	199

DAKIN HUMANE SOCIETY

Year End Animal Outcome--Adjusted Euthanasia (No Owner Request)

	2010	2011	2012	2013	2014	2015
Dogs	328	426	384	451	275	243
Puppies	32	26	24	12	8	16
Cats	702	705	477	533	379	298
Kittens	204	112	78	72	70	41
Others	77	82	73	59	61	64
Total	1343	1351	1036	1127	793	662
As % of Adj Local Intake	26%	23%	23%	21%	17%	15%

Year End Animal Outcome--Died/DOA/MIA

	2010	2011	2012	2013	2014	2015
Dogs	8	14	13	17	22	21
Puppies	1	7	6	0	10	9
Cats	12	16	21	22	23	34
Kittens	23	27	19	27	35	20
Others	9	13	16	9	30	23
Total	53	77	75	75	120	107

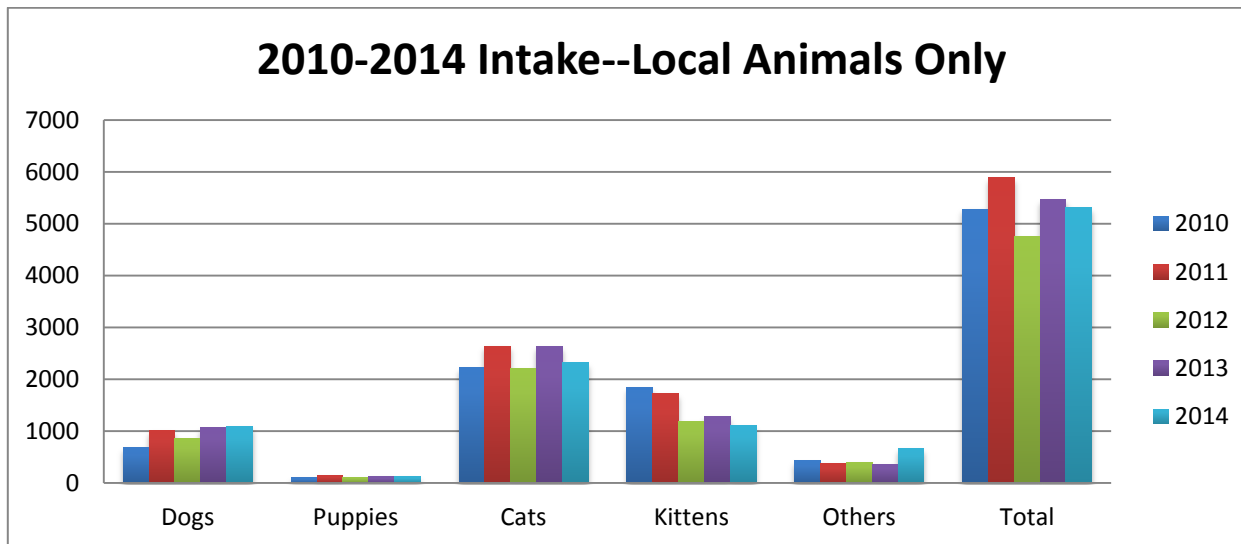
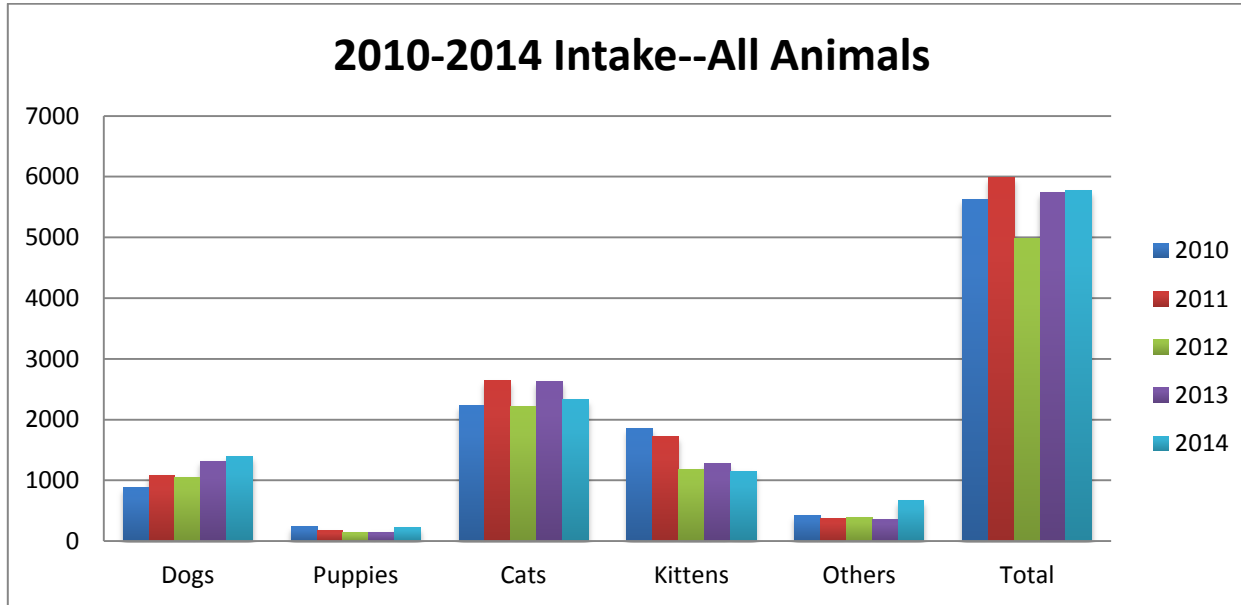
Community Spay/Neuter Clinic Performance

*Prior to 2014 all adoption center rabbit s/n was performed by ADC vet staff

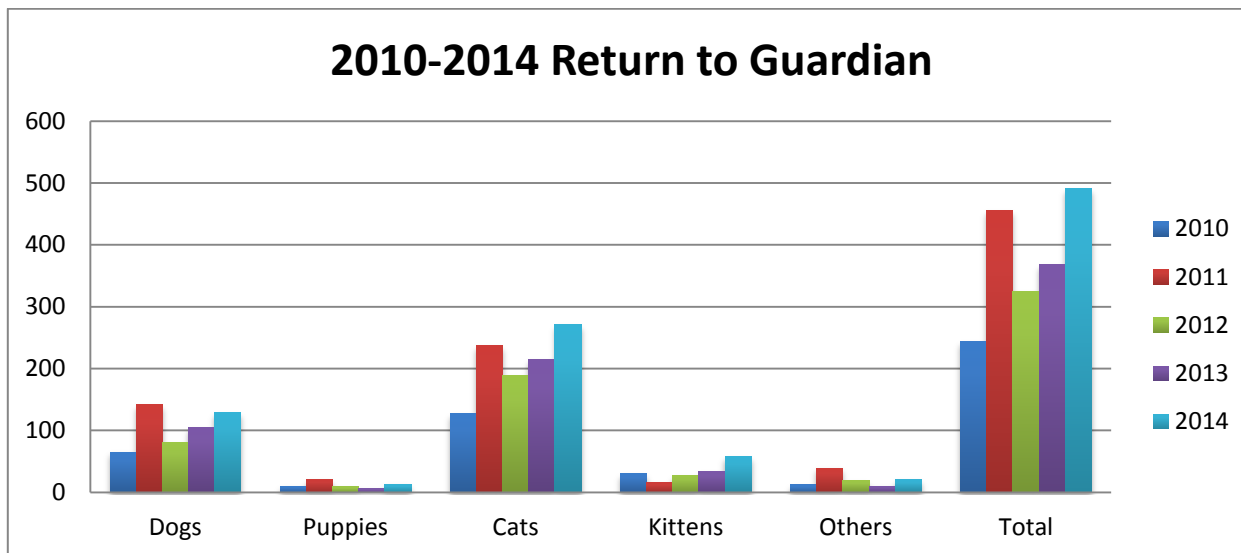
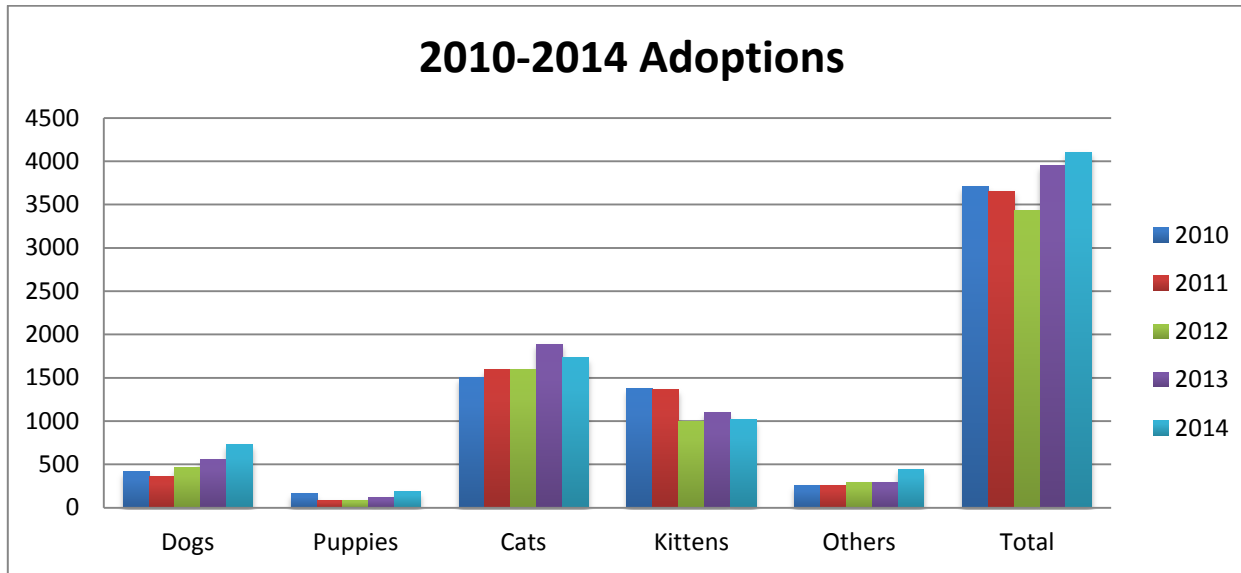
Year End Surgical Stats

	2010	2011	2012	2013	2014	2015
Dogs	2374	2363	2699	2952	2874	3736
<i>Pit bulls</i>	424	459	446	382	459	292
Cats	7124	8872	7903	7348	7014	7053
<i>Ferals</i>	783	961	1090	899	936	992
<i>PSC Targeted</i>	N/A	1140	1077	252	797	
Rabbits*					63	88
Total Surgeries	9498	11235	10602	10300	9951	10877

DAKIN HUMANE SOCIETY



DAKIN HUMANE SOCIETY



DAKIN HUMANE SOCIETY

